SCNR3012

SMD POWER INDUCTORS

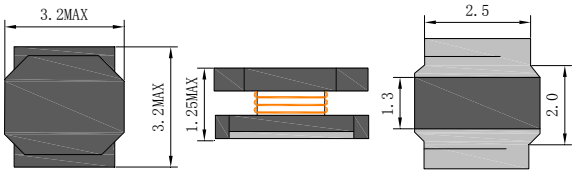

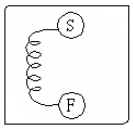

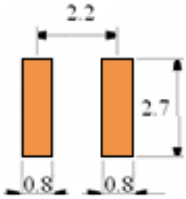

● Features

1. Open frame construction.

ELECTRICAL CHARACTERISTICS

Part Number	Inductance (uH) (1)	Test Frequency	DC Resistance (Ω MAX) (2)	Saturation Current (3) (A)	Temperature Current (4) (A)
SCNR3012-1R0	1.0	100KHZ	60 m	1.50	1.50
SCNR3012-1R5	1.5	100KHZ	72 m	1.36	1.36
SCNR3012-2R2	2.2	100KHZ	120 m	1.10	1.10
SCNR3012-3R3	3.3	100KHZ	160 m	0.91	0.90
SCNR3012-4R7	4.7	100KHZ	220 m	0.77	0.75
SCNR3012-6R8	6.8	100KHZ	330 m	0.67	0.68
SCNR3012-100	10	100KHZ	475 m	0.54	0.55
SCNR3012-150	15	100KHZ	730 m	0.44	0.46
SCNR3012-220	22	100KHZ	1.08	0.38	0.38
SCNR3012-330	33	100KHZ	1.40	0.31	0.34
SCNR3012-470	47	100KHZ	2.20	0.25	0.28

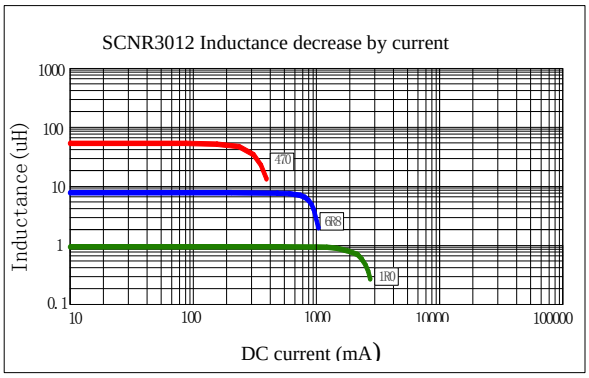

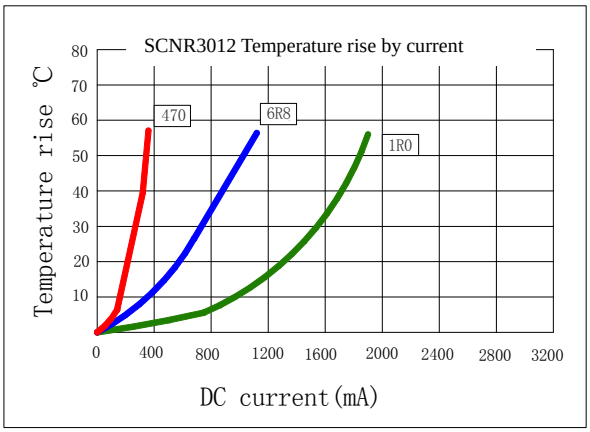

(1). Inductance tested at 0.25V, 0ADC and 25℃.
Tolerance of inductance: 1.0uH-1.5uH:±30% (N).
2.2uH-47uH:±20% (M).
(2).DCR measured at 25℃.
(3).The DC current at which the inductance decreases by 10% from its initial value.
(4).The DC current that results in a 40℃ temperature rise from 25℃ ambient.

Click here for QUANTITY PER REEL & PACKING INFORMATION

Custom versions available upon request.

© 2019 Signal Transformer –Specification subject to change without notice. 12.19

128 Atlantic Avenue, Lynbrook, NY 11563
Toll Free 866-239-5777 • Tel 516-239-5777 • Fax 516-239-7208
Sales@signaltransformer.com • techhelp@signaltransformer.com