SCNR4010

SMD POWER INDUCTORS

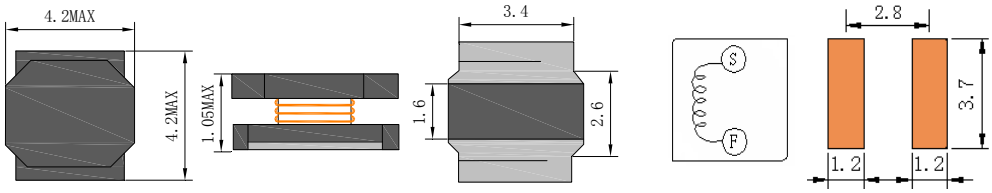

● Features

1. Open frame construction.

ELECTRICAL CHARACTERISTICS

Part Number	Inductance (uH) (1)	Test Frequency	DC Resistance (Ω MAX) (2)	Saturation Current (3) (A)	Temperature Current (4) (A)
SCNR4010-1R2	1.2	100KHZ	120m	1.80	1.50
SCNR4010-2R2	2.2	100KHZ	180m	1.15	1.10
SCNR4010-3R3	3.3	100KHZ	216m	1.10	1.00
SCNR4010-4R7	4.7	100KHZ	270m	0.90	0.85
SCNR4010-6R8	6.8	100KHZ	360m	0.74	0.78
SCNR4010-100	10	100KHZ	640m	0.56	0.60
SCNR4010-150	15	100KHZ	790m	0.47	0.50
SCNR4010-220	22	100KHZ	1.20	0.36	0.40
SCNR4010-330	33	100KHZ	1.84	0.28	0.34
SCNR4010-470	47	100KHZ	2.28	0.24	0.29

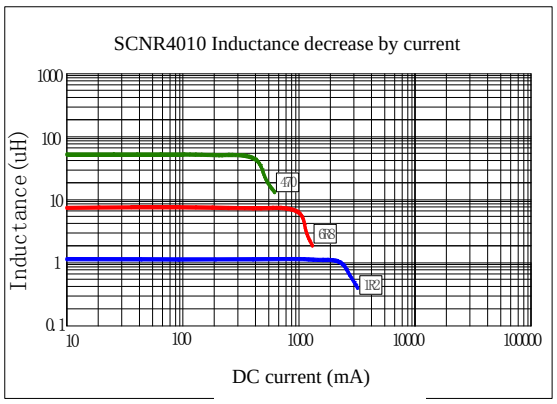

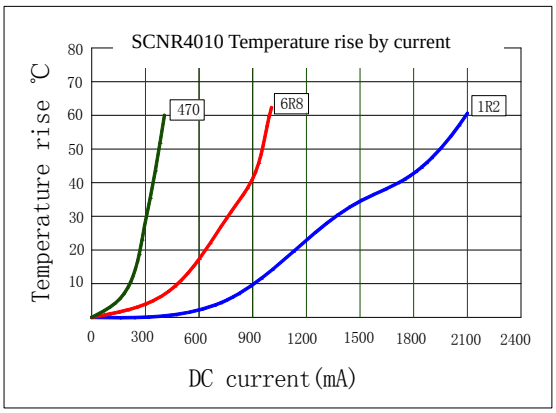

(1). Inductance tested at 0.25V, 0ADC and 25℃.
Tolerance of inductance: 1.2uH-2.2uH±30% (N).
3.3uH-47uH:±20% (M).
(2).DCR measured at 25℃.
(3).The DC current at which the inductance decreases by 30% from its initial value.
(4).The DC current that results in a 40℃ temperature rise from 25℃ ambient.

Click here for QUANTITY PER REEL & PACKING INFORMATION

Custom versions available upon request.

© 2019 Signal Transformer –Specification subject to change without notice. 12.19

128 Atlantic Avenue, Lynbrook, NY 11563
Toll Free 866-239-5777 • Tel 516-239-5777 • Fax 516-239-7208
Sales@signaltransformer.com • techhelp@signaltransformer.com